



USER MANUAL

**ELECTRONIC
VOLTAGE
STABILIZER**



Congratulations on owning a product that is not just thoughtfully designed, but also the most advanced in its category, without a doubt. Every stabilizer is inspected and tested thoroughly before leaving our premises. In case of any manufacturing defect, we undertake to replace the unit during the first 3 months from the date of purchase, provided the same is returned in good condition with scratch-free cabinet and the packaging materials by the customer. Further, we undertake to repair the unit for a balance period of 2 year 9 months of total 3 year warranty. This undertaking does not extend to any equipment connected to the voltage stabilizer.



Model : CRYSTAL TT 150	Capacity : 4 Ampere	Application : Smart/LED TV up to 203 cm (80) + Set Top Box + Home Theatre/Gaming Console
-------------------------------	----------------------------	--

The most up-to-date design and manufacturing standards make this an ideal guard for your equipment from voltage fluctuations. This stabilizer is equipped with surge and spike protection for the protection of your Smart/LED TV from input voltage transients. This unit can withstand up to 320V AC input. Please ensure that excess voltage beyond this level is not fed to the stabilizer, which can cause serious damage to the stabilizer and connected equipment, in which case this warranty will have no application. This stabilizer is designed to work up to 50°C ambient temperature.

Please follow these simple instructions carefully:

Connect your equipment to V-GUARD stabilizer and connect the stabilizer to mains. Make sure that there is no loose connection and proper earthing is done. Do not cover the stabilizer with cloth or any other material and ensure that proper ventilation is provided for stabilizer. Please refer the below table for display indications.

Condition	Display Indication		Output Voltage
			
Normal Input Voltage	ON	ON	Available
Time Delay / Low & High Voltage Cut-off	ON	OFF	Not Available
**Overload Cut-off / No Mains Input	OFF	OFF	

If the line voltage below 90V or above 290V the stabilizer will not give output voltage. If the input LED () is ON and the output LED () is OFF, then the stabilizer is either in low / high voltage cut-off / Time delay. The stabilizer will give output voltage automatically when the line voltage comes to the working range. This stabilizer is incorporated with an initial time delay of 5 ± 2 s.

**This stabilizer is provided with thermal overload protection feature. When the internal temperature rise of the product exceeds the pre-set limit due to overloading or misbehaviour of connected equipment the protection acts, and stabilizer goes to OFF hence LED indications will be in OFF condition. Confirm the connected load draws not more than the rated current of this stabilizer and wait for 10-15 min to restart the stabilizer automatically.

Do not connect any other equipment, which draws more than the rated current to this stabilizer.

Switch off stabilizer when TV is not in use.



V-Guard Industries Ltd.,
Registered Office: 42/962,
Vennala High School Road,
Vennala, Kochi - 682028, Kerala.
Ph: 0484-2005000, 4335000
www.vguard.in

SCAN TO AVAIL THE
**DIGITAL
WARRANTY**
BY REGISTERING YOUR
PRODUCT ONLINE



V-Guard Care
0120 485 0100
1860 180 3000
customercare@vguard.in
9633503333



www.vguard.in/home/customer-care
CIN: L31200KL1996PLC010010