

SOME MEMORIES LAST FOREVER.

JUST LIKE V-GUARD WIRES.



**V-GUARD WIRES.
LONG LASTING WIRES.**

V-GUARD 



Efficient Performance

For over four decades V-Guard lived up to the reputation of making reliable products that were designed to work efficiently and last a lifetime. And now we are taking our next quantum leap. Harnessing the learnings, insights and experience of four decades it will be our endeavour to understand human lives and its relationship with the tools and appliances that he uses. And then to evolve a seamless experience with thoughtful engineered products in our quest to enriching consumer lives. V-Guard has emerged as a prestigious manufacturer for availing an array of Cables befitting the demands of modern day technology. Wires and Cables from V-Guard are known for their cutting-edge product features, and efficient performance.

Certified by



Certified by



Tested at



CPRI



ERDA

Accreditation



International Research Institute for Manufacturing™ (IRIM)
**NATIONAL AWARD FOR
 MANUFACTURING COMPETITIVENESS 2015-16**

Major Approvals & Supplied Projects



Wires & Cables Division

V-Guard wires and cables manufacturing facilities are located at Coimbatore in Tamil Nadu and Kashipur in Uttarakhand. Both factories put together have the capacity to produce 110 Lakh Coils (in terms of 90 mtr.) and 30,000 Km of Multicore Round & Flat Cables per annum. The factories boast of state-of- the-art technology, both indigenous and imported, with RBD, Wire drawing machines and Bunchers supplied by Niehoff and Triple Layer Insulating Lines supplied by Nextrom, Johann Leimbach, etc.



**3 LAYERED WIRES
3 TIMES PROTECTION**

Description	Wires Factory, Coimbatore	Wires Factory, Kashipur	PVC Compounding Unit
PLANT ADDRESS	V-Guard Industries Ltd., (Cable Division), K.G.Chavadi, Coimbatore - 05.	V-Guard Industries Ltd., 6th Km Stone, Moradabad Road, Village Basai, Khasra No. 86, Kashipur, Udham Singh Nagar, Uttrakhand - 13.	V-Guard Industries Ltd., K. G. Chavadi, Coimbatore -05.





PVC Compounding Division


V-Guard Wires & Cables Division has also implemented a backward integration project for producing its own PVC Grades for House Wiring Cables and Multicore Round & Flat Cables. The PVC Compounding Unit is a fully automated state-of-the-art modern plant established with focus on the best manufacturing practices right from the material handling to the finished goods packing for obtaining the best quality of the product consistently in a safe environment.

All raw materials used are high quality global and indigenous sources which contributes to the best quality of the Wires & Cables.

The PVC Compounding plant boasts of machinery with the world renowned extrusion technology from Germany and a full-fledged dedicated QA Lab for testing the incoming raw materials and the finished goods.

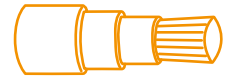
The present capacity of the plant is 400MT per month and next expansion project would be 500MT per month.

Range available



Features

Triple Layer Insulation for better safety



99.97% pure copper

High conductivity of copper (102% IACS)



100% Bunched conductor

High discoloration resistance capacity of copper conductors



Smooth surface and hence increased easiness to be pulled easily in pipes during installation

High ageing property of PVC insulation



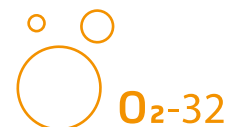
Better flexibility for easy wiring

High Temperature Resistance



90 meters guaranteed seal

High oxygen index value



FR Cable (Flame Retardant Cable)



V-Guard FR (Flame Retardant) cable can withstand continuous heat up to 70°C

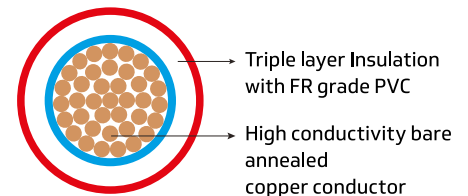
Application

The cables can be used in Domestic, Residential and Industrial Infrastructure projects.

Technical Details

- Product reference standard: IS694:2010
- Voltage Grade: Up to and including 1100V
- Size: 0.5 to 120 sq. mm in Single core
- Conductor: Thin strands of multi drawn Electrolytic Copper
- Insulation Conformity: IS 5831, Type A/D FR 70°C
- Colours: Red, Yellow, Blue, Black, Green, Grey & White
- Marking: The cables are printed with marking of 'FR'
- Packing: 90 mtrs. coil is packed in protective cartons up to size 4 sq.mm and other sizes in polycover. Project packing of 180 mtrs & 270 mtrs are also available

Cable Cross Section View



Technical Specifications of Single Core, FR PVC Insulated Unsheathed Cables 1100 Volts						
Nominal Cross Sectional area of conductor	Number/ Nom. Dia of cond. strands	Max Conductor Resistance per KM @ 20°C	Approximate overall Diameter	Nominal thickness of insulation	Current carrying capacity Two cables single phase	
					In conduit/ trunking	Unenclosed - clipped directly to a surface or on cable tray
Sq. mm	mm	Ohms	mm	mm	Amps	Amps
0.50	16/0.2**	39.0	2.20	0.6	3	4
0.75	24/0.2**	26.0	2.30	0.6	6	7
1.0	14/0.3*	18.10	2.70	0.7	11	12
1.5	22/0.3*	12.10	3.00	0.7	13	16
2.5	36/0.3*	7.41	3.60	0.8	18	22
4.0	56/0.3**	4.95	4.00	0.8	24	29
6.0	84/0.3**	3.30	4.60	0.8	31	37
10.0	80/0.4**	1.91	6.10	1.0	42	51
16.0	126/0.4**	1.21	7.20	1.0	57	68
25.0	196/0.4**	0.780	9.10	1.2	71	86
35.0	276/0.4**	0.554	10.30	1.2	91	110
50.0	396/0.4**	0.386	12.30	1.4	120	145
70.0	360/0.5**	0.272	14.30	1.4	165	200
95.0	475/0.5**	0.206	16.60	1.6	200	235
120.0	608/0.5**	0.161	18.40	1.6	225	270

* As per conductor class 2 of IS:8130-1984 ** As per conductor class 5 of IS:8130-1984

FR indicates Flame Retardant

FRLSH Cable (Flame Retardant Low Smoke & Low Halogen)



V-Guard FRLSH cables are made from specially formulated PVC polymers that restrict the toxic gases and smoke and therefore are safe, reliable, flame retardant and a non-toxic alternative.

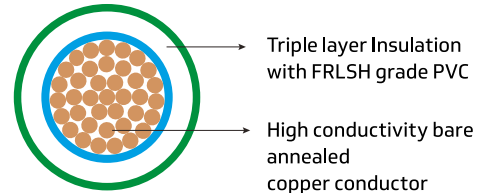
Application

Cables for wiring in fire and explosion prone areas, schools, hospitals, malls, commercial complexes, theaters, airports, hotels, residential apartments, densely populated area and public buildings.

Technical Details

- Cable design reference standard: IS694:2010
- Voltage Grade: Up to and including 1100V
- Size: 0.5 to 120 sq. mm in Single core
- Conductor: Thin strands of multi-drawn Electrolytic Copper
- Insulation Conformity: IS 5831, Type A/D FRLSH 70°C
- Colours: Red, Yellow, Blue, Black, Green, Grey & White
- Marking: The cables are printed with marking of 'FRLSH'
- Packing: Packing of 180 meters coils available

Cable Cross Section View



Technical Specifications of Single Core, FRLSH PVC Insulated Unsheathed Cables 1100 Volts						
Nominal Cross Sectional area of conductor	Number/ Nom. Dia of cond. strands*	Max Conductor Resistance per KM @ 20°C	Approximate overall Diameter	Nominal thickness of insulation	Current carrying capacity Two cables single phase	
					In conduit/ trunking	Unenclosed-clipped directly to a surface or on cable tray
Sq. mm	mm	Ohms	mm	mm	Amps	Amps
0.50	16/0.2	39.0	2.20	0.6	3	4
0.75	24/0.2	26.0	2.30	0.6	6	7
1.0	32/0.2	19.50	2.50	0.6	11	12
1.5	30/0.25	13.30	2.70	0.6	13	16
2.5	48/0.25	7.98	3.40	0.7	18	22
4.0	56/0.3	4.95	4.00	0.8	24	29
6.0	84/0.3	3.30	4.60	0.8	31	37
10.0	80/0.4	1.91	6.10	1.0	42	51
16.0	126/0.4	1.21	7.20	1.0	57	68
25.0	196/0.4	0.780	9.10	1.2	71	86
35.0	276/0.4	0.554	10.30	1.2	91	110
50.0	396/0.4	0.386	12.30	1.4	120	145
70.0	360/0.5	0.272	14.30	1.4	165	200
95.0	475/0.5	0.206	16.60	1.6	200	235
120.0	608/0.5	0.161	18.40	1.6	225	270

* As per conductor class 5 of IS:8130-1984

FRLSH indicates Flame Retardant Low Smoke & Low Halogen

Twisted FR PVC Insulated Industrial Cables



V-Guard TFR (Twisted conductor Flame Retardant) cable can withstand heat upto 70°C.

Application

The cables can be used in Domestic, Residential & Industrial Infra structure projects.

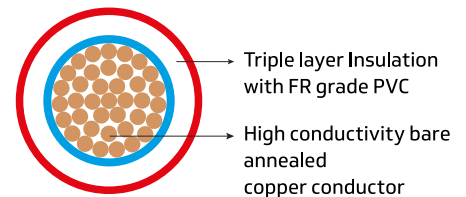
Features

- No Sparks due to perfection in conductor shape and contact
- No loose strands in conductor
- No Loss of copper strands during stripping
- Easy Installation

Technical Details

- Product reference standard: IS 694
- Voltage Grade: up to and including 1100V
- Size: 1.0 to 4.0 sq. mm in Single core.
- Conductor: Highly Twisted & Compacted Thin strands Copper Conductor
- Insulation Conformity: IS 5831, Type A/D FR 70°C.
- Colours: Red, Yellow, Blue, Black & Green
- Marking: The cables are printed with marking of 'Twisted FR'
- Packing: 90 mtrs. coil is packed in protective cartons

Cable Cross Section View



→ Triple layer Insulation with FR grade PVC
→ High conductivity bare annealed copper conductor

TECHNICAL SPECIFICATIONS OF SINGLE CORE, TWISTED FR PVC INSULATED UNSHEATHED CABLES 1100 VOLTS							
Conductor nominal area in sq.mm	Number & nominal Dia.of wire in No./mm	Resistance (Max) per km. @ 20°C in ohms	Approximate overall Dia. in mm	Nominal thickness of insulation in mm	Current carrying capacity Two cables, single phase		Approximate Gross weight in kgs
					In conduit/trunking in Amps.	Unenclosed-clipped directly to a surface or on cable tray in Amps.	
1.0	37/0.18*	19.50	2.60	0.7	11	12	1.30
1.5	37/0.22*	13.30	3.00	0.7	13	16	1.70
2.5	61/0.22*	7.98	3.60	0.8	18	22	2.75
4.0	61/0.28*	4.95	4.00	0.8	24	29	4.10

* As per conductor class 5 of IS:8130. For BIS certification details see website " www.bis.org.in". FR indicates Flame Retardant

Multi Core Round Cables



V-Guard Multicore cables are available in variant of 70° C & 85° C in FR & FRLSH categories.

Application

Flexible & Cord Cables for Residential and Commercial infrastructure projects.

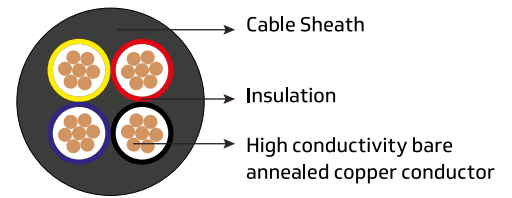
Features

- Better finish and strength for heavy duty applications
- Every “meter length” is marked

Technical Details

- Product reference standard: IS694:2010
- Voltage Grade: Up to and including 1100V
- Size: 2, 3 & 4 cores available in sizes from 0.5 to 16 sq.mm
- Conductor: Electrolytic grade annealed copper class 5 as per IS 8130
- Insulation: PVC with 70° C & 85° C rating
- Sheath: ST1/ST3 grade with FR & FRLSH property
- Sheath Colour: Black, Ivory, White & Grey
- Packing: Standard packing of 100 mtr. in coils. Longer length available on request


Cable Cross Section View



Technical Specification of Multicore Round PVC Insulated and PVC Sheathed Flexible Cables, 1100 Volts														
"Nominal Cross Sectional area of conductor"	"Number/ Nom. Dia of cond. strands**"	Max Conductor Resistance per KM @ 20°C	Nominal thickness of insulation	Nominal thickness of Sheath			Approximate overall Diameter			70°C PVC insulated and ST3 sheathed cables		85°C HR PVC insulated and ST2 sheathed cables		
				2 Core	3 Core	4 Core	2 Core	3 Core	4 Core	Current carrying capacity (Unenclosed - clipped directly to a surface or on cable tray)		Current carrying capacity (Unenclosed - clipped directly to a surface or on cable tray)		
										2 Core & 3 Core Cables for Single Phase AC/ DC	3 Core & 4 Core Cables for Three Phase AC	2 Core & 3 Core Cables for Single Phase AC/ DC	3 Core & 4 Core Cables for Three Phase AC	
Sq. mm	mm	Ohms	mm	mm	mm	mm	mm	mm	mm	mm	Amps	Amps	Amps	Amps
0.50	16/0.2	39.0	0.6	0.9	0.9	0.9	6.2	6.5	7.0	4	4	5	5	
0.75	24/0.2	26.0	0.6	0.9	0.9	0.9	6.5	6.9	7.5	7	7	8	8	
1.0	32/0.2	19.5	0.6	0.9	0.9	0.9	6.9	7.4	8.0	12	10	14	12	
1.5	30/0.25	13.3	0.6	0.9	0.9	1.0	7.5	8.0	8.7	16	14	19	17	
2.5	48/0.25	7.98	0.7	1.0	1.0	1.0	8.9	9.4	10.3	20	18	24	22	
4.0	56/0.3	4.95	0.8	1.0	1.0	1.0	10.1	10.8	11.9	27	24	32	29	
6.0	84/0.3	3.30	0.8	1.1	1.2	1.2	11.5	12.4	13.6	34	30	41	36	
10.0	80/0.4	1.91	1.0	1.3	1.4	1.4	14.7	15.8	17.5	44	39	53	47	
16.0	126/0.4	1.21	1.0	1.4	1.4	1.4	17.0	18.1	20.0	61	55	73	66	

** As per conductor class 5 of IS:8130-1984

3 Core Flat Submersible Cables



V-Guard Three core flat cables are ideally suited for heavy duty applications mainly in submersible pumps

Application

Flat cables for Submersible Pumps & Motors

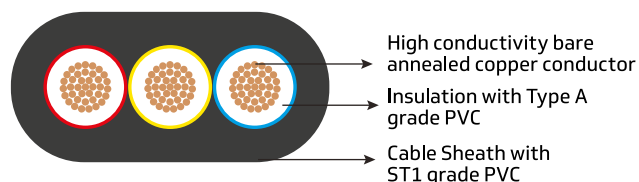
Features

- Better finish and strength for heavy duty applications
- Non hygroscopic: Protection against ingress of water
- High abrasion resistant

Technical Details

- Cable design reference standard: IS694:2010
- Voltage grade: Up to and including 1100V
- Size: 1 to 10 sq. mm in three cores
- Conductor: Electrolytic grade annealed copper class 5 as per IS 8130
- Insulation Conformity: IS 5831, Type A grade.
- Sheath Conformity: IS 5831, ST1 grade.
- Sheath Colour: Black
- Packing: Standard packing of 500 mtr (coils & drum)
Longer length also available on request

Cable Cross Section View



Nominal Cross Sectional area of conductor	Number/Nom. Dia of cond. strands**	Max Conductor Resistance per KM @ 20°C	Nominal thickness of insulation	Nominal thickness of Sheath	Approximate overall Diameter		Current carrying capacity at 40°C
					Width	Height	
Sq. mm	mm	Ohms	mm	mm	mm	mm	Amps
1.0	32/0.2	19.5	0.6	0.9	9.4	4.4	12
1.5	30/0.25	13.3	0.6	0.9	10.3	4.7	16
2.5	48/0.25	7.98	0.7	1.0	12.3	5.5	22
4.0	56/0.3	4.95	0.8	1.0	14.1	6.2	29
6.0	84/0.3	3.30	0.8	1.1	16.2	7.0	37
10.0	80/0.4	1.91	1.0	1.4	20.9	8.9	51

** As per conductor class 5 of IS:8130-1984

Coaxial Cable (RG6)

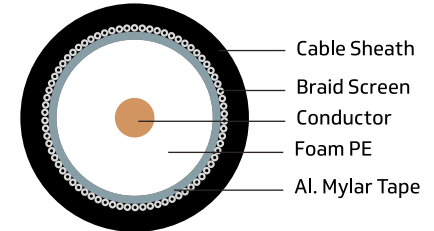


V-Guard Coaxial Cables are designed to be used at homes for television sets and also in security agencies for advanced data transmission.

Salient Features

- Protects signals from external electromagnetic interference
- Very low Attenuation or signal losses
- For both analog and digital transmission
- Special jacketing offers increased life even in rugged conditions
- Jelly flooded

Cable Cross Section View



Technical Details

- **Conductor:** The central conductor is made of solid electrolytic grade annealed bare copper (BC) conductor or copper clad steel (CCS) conductor.
- **Insulation:** The insulation provided over the conductor is of foam PE dielectric insulator with gas injected in it to reduce signal loss .
- **Screen:** Aluminium mylar tape is provided over the insulated conductor to shield the conductor and ensure disturbance-free transmission of signals
- **Braiding:** The braiding is generally provided with 60% coverage of Aluminium-Magnesium alloy
- **Packing:** Available in 100 meter packed in carton and 305 meter packed in easy pull box. Higher lengths available on special request

TECHNICAL SPECIFICATION OF RG6 COAXIAL CABLE (JELLY FLOODED)		
Properties	Unit	Specification
Construction Parameters		
Conductor Material	---	Solid bare copper / CCS
Nominal Diameter	mm	1.02 ± 0.01
Insulation Material	---	Foam P.E
Nominal Diameter of Foam	mm	4.57 ± 0.1
Centricity	%	≥ 85
Shield Material	---	Bonded Aluminium Foil
Braiding Material	---	Aluminium - Magnesium Alloy
Braiding Coverage	---	16*6*0.12mm (63%)
Jacket Material	---	PVC
Nominal Diameter of PVC Jacket	mm	7.0 ± 0.1
Colour	---	Black
Bending Radius	mm	60
Electrical Parameters		
Nominal Impedance	Ω	75±3
Nominal Velocity of Propagation	%	85
Nominal Capacitance	pf/mtr	50
Insulation Resistance	MΩ/km	≥100000
Structural Return Loss (5 to 300 MHz)	dB	20
Structural Return Loss (300 to 1000 MHz)	dB	18
Performance		
Frequency MHz		Attenuation @ 68°F (20°C)
55	dB/100 m (Max)	5.2
200	dB/100 m (Max)	9.9
400	dB/100 m (Max)	13.3
750	dB/100 m (Max)	18.3
865	dB/100 m (Max)	19.9
1000	dB/100 m (Max)	21.4

Telephone Cables



V-Guard twisted paired cables are best suited for telephone and switchboard cabling applications. The cables can be used for switchboard and internal telephone wiring in apartments, high-rise buildings, offices, factories, hotels, residential complexes, etc. The most common sizes are 2 Pair, 3 Pair, 4 Pair and 5 Pair in conductor of 0.4 mm or 0.5 mm.

Salient Features

- Low Power Loss
- Low Crosstalk
- Fire Retardant Sheath
- Low attenuation

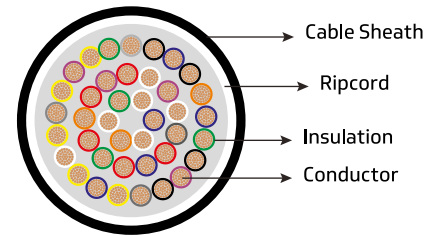
Range of Product

- 1 Pair to 20 Pair (0.4 mm / 0.5 mm)

Technical Details:

- Conductor: The central conductor is made of bare annealed solid electrolytic grade of copper
- Insulation: Premium quality HDPE is used. This serves for low attenuation and minimized cross talk
- Twisted Pairs: The cores are carefully twisted with suitable lays and bunched together
- Packing: Available in 90 meter packed in carton and 500 meter packed in easy pull box. Higher lengths available on special request

Cable Cross Section View



Sl. No	Technical Parameters	Requirements				
A	Physical Parameter					
1	Construction	1 Pair	2 Pair	3 Pair	4 Pair	5 Pair
2	Conductor Material: 0.4 mm diameter (nom.) & 0.5 mm diameter (nom.)	Solid Annealed Bare Copper of Conductivity 102% IACS & Purity 99.97%				
3	Insulation Material (0.4 & 0.5 mm dia.)	High Density Polyethylene				
4a	Insulation Thickness (Average) for 0.4 mm dia.	0.17 mm	0.17 mm	0.17 mm	0.17 mm	0.17 mm
4b	Insulation Thickness (Average) for 0.5 mm dia.	0.20 mm	0.20 mm	0.20 mm	0.20 mm	0.20 mm
5a	Diameter of Insulated Conductor for 0.4 mm dia.	0.74 mm	0.74 mm	0.74 mm	0.74 mm	0.74 mm
5b	Diameter of Insulated Conductor for 0.5 mm dia.	0.92 mm	0.92 mm	0.92 mm	0.92 mm	0.92 mm
6	Rip cord (0.4 & 0.5 mm dia.)	Nylon				
7	Colour Combination	White-Blue	White-Blue	White-Blue	White-Blue	White-Blue
		-	White-Orange	White-Orange	White-Orange	White-Orange
			-	White-Green	White-Green	White-Green
				-	White-Brown	White-Brown
				-	White-Grey	
8a	PVC Jacket (0.4 mm diameter & 0.5 mm diameter)	FRPVC compound with high oxygen index (LOI = 29%)*				
8b	PVC Thickness Minimum (in mm)	1.1	1.1	1.1	1.2	1.2
9	Approx. Outer Diameter (for 0.4 mm)	2.4	3.1	3.5	3.9	4.3
10	Approx. Outer Diameter (for 0.5 mm)	3.1	3.9	4.2	5.1	5.6
11	Packing Length (meters)	90	90	90	90	90
B	Electrical Parameters					
1	Conductor Resistance (max.) ohms/km at 20°C	143 Ω / km for 0.4 mm diameter & 92.2 Ω / km for 0.5 mm diameter				
2	Mutual Capacitance (max.) Nano Farads/km	50	50	50	50	50
3	Insulation Resistance in Air (min.) Meg-ohms/km	10000	10000	10000	10000	10000
4	Capacitance Unbalance Pair to Pair (max.) Pico Farad / km	250	250	250	250	250

Lan Cable



V-Guard LAN Cables enable data transfer without transmission loss or theft. These technologically advanced cables are compatible with the most superior networking switch gears and provide express-speed performance of up to 250 MHz. Its unique zero interference feature assures that no signal loss is experienced during data transfer process.

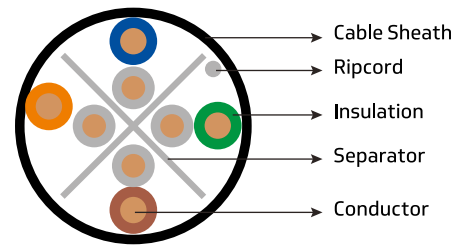
Salient Features

- Min. radiation and max. noise immunity
- Excellent electromagnetic compatibility
- High speed data access
- Prevent cross talking

Technical Details

- Conductor: Solid bare copper
- Insulation: High density polyethylene
- Pair: 2 Insulated conductors twisted together with unique lay
- Outer Jacket: FR PVC
- Outer Jacket colours – White, Grey, Yellow, Blue, etc. or as per customer requirement
- Packing: Available in 305 meter packed in easy pull box

Cable Cross Section View



TECHNICAL SPECIFICATION OF UTP CAT6 (23AWG) 4 Pair		
Description	Unit	Size / Specification
CONDUCTOR :		
Conductor Material	---	23 AWG Solid Annealed Bare Copper
Conductor dia	mm	0.55 ± 0.01
INSULATION		
a) Composition of insulation	---	High Density Polyethylene
b) Nominal diameter for insulation	mm	0.24
c) Nominal Thickness for insulation	mm	0.98 ± 0.02
LAID UP		
Rip Cord Material	---	3 Ply Nylon
Colour Codes	---	Brown / Brown-White Green / Green -White Blue / Blue-White Orange / Orange-White
SHEATH		
a) Composition of Sheath	-	FRPVC compound with high oxygen index (LOI > 29%)*
b) Hardness of Sheath	Shore A	86 - 88
c) Nominal Thickness for sheath	mm	0.7
d) Nominal Diameter for sheath	mm	6.0 ± 0.2
ELECTRICAL CHARACTERISTICS		
Mutual Capacitance (nominal)	nF/100m	5.6
Characteristic Impedance	Ω	100±15
Nominal Velocity of Propagation	%	69
Conductor Resistance	Ω/100m	< 9.38
Mutual Capacitance	nF/100m	< 5.6
Resistance Unbalance	%	5 (Max)
Capacitance Unbalance	pF/100m	330
Delay Skew	nS	< 45
Pulling Force	Kg	11.5
Temperature Range	°C	-20° to +70°

CCTV Cable



V-Guard offers specially designed cables for CCTV Camera cable for high quality video transmission. These cables are designed to transmit the complete video frequency range with minimum distortion or attenuation. They offer reliable security by withstanding over-heating, seepage, weather changes and rodent attacks.

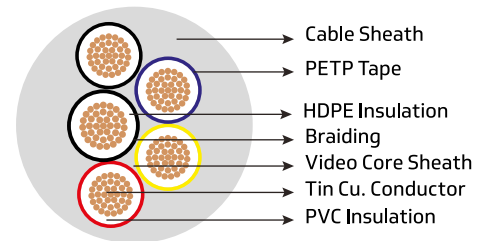
Salient Features

- Min. distortion of video frequency range
- Clear Picture even on low frequency

Technical Details

- Screened Core for Video signal
- Conductor: The central conductor is made of fine wires tin coated electrolytic grade copper
- Insulation: The insulation provided over the conductor is of HDPE with high dielectric strength and low capacitance
- Screen: Annealed tin coated copper 85% coverage approx
- Sheath: Black coloured PVC Power Cores
- Separator: PETP tape
- Sheath: PVC
- Cable Colour: White.
- Packing : Available in 100 meter packed in carton and 305 meter packed in easy pull box.

Cable Cross Section View



TECHNICAL SPECIFICATION OF CCTV CABLES			
Construction Parameters			
Co-axial Cable Section		Power Cable Section	
Inner Conductor		Number of Cores	3+1 4+1
Material	Annealed Tinned Copper	Conductor	7x0.20 Annealed Tinned Copper
Diameter in mm (Nom)	9x0.20	Insulation	Type A PVC conforming to IS:5831
Dielectric Insulation		Diameter in mm (Nom)	1.47
Material	PE	Colour Codes	Red, Yellow, Blue Red, Yellow, Blue, Black
Diameter in mm (Nom)	1.50	Jacket	
Shield		Material	ST 1 PVC conforming to IS:5831
Material	48/0.12 TC	Colour	White
Jacket		Diameter in mm	6.50 7.00
Material	PVC Black	Electrical Specifications	
Diameter in mm (Nom)	3.00	Performance	
Nominal DC Resistance at 20° C (Ohm)		Frequency in MHz	Max. Attenuation (db/100m) at 20° C
3.55		55	6.73
Mutual Capacitance (pf/m)		187	11.81
53		300	14.60
Characteristics Impedance (Ohm)		550	19.52
75		750	22.87
Structural Return Loss		865	24.67
Min 15 dB @ 1 - 1000 MHz		1000	26.64
Nominal Velocity Ratio (%)			
85			



V-Guard Industries Ltd.,
Registered Office: 42/962,
Vennala High School Road,
Vennala, Kochi - 682028, Kerala.
Ph: 0484-2005000, 4335000
www.vguard.in



V-Guard Care
1800 103 1300 (Toll Free)
1860 180 3000 (Charges Apply)
customercare@vguard.in
CIN: L31200KL1996PLC010010