

Shareholding Pattern under Regulation 31 of SEBI (Listing Obligations and Disclosure Requirements) Regulations, 2015
Quarter ended September 30, 2019

1.	Name of Listed Entity: V-Guard Industries Limited	
2.	Scrip Code/Name of Scrip/Class of Security: 532953	
3.	Share Holding Pattern Filed under: Reg. 31(1)(a)/Reg. 31(1)(b)/Reg.31(1)(c)	
	a.	If under 31(1)(b) then indicate the report for Quarter ending
	b.	If under 31(1)(c) then indicate date of allotment/extinguishment
4.	Declaration: The Listed entity is required to submit the following declaration to the extent of submission of information:-	

	Particulars	Yes*	No*
1	Whether the Listed Entity has issued any partly paid up shares?		No
2	Whether the Listed Entity has issued any Convertible Securities or Warrants?		No
3	Whether the Listed Entity has any shares against which depository receipts are issued?		No
4	Whether the Listed Entity has any shares in locked-in?		No
5	Whether any shares held by promoters are pledge or otherwise encumbered?		No



V-Guard Industries Limited

Table I - Summary Statement holding of specified securities

Category	Category of shareholder	Nos. of shareho lders	No. of fully paid up equity shares held	No. of Partly paid- up equity shares held	No. of shares underlyi ng Deposit ory Receipt s	Total nos. shares held	Sharehold ing as a % of total no. of shares (calculat ed as per SCRR, 1957)	Number of Voting Rights held in each class of securities				No. of Shares Underlyin g Outstandi ng convertibl e securities (including Warrants)	Sharehold ing , as a % assuming full conversio n of convertibl e securities (as a percentag e of diluted share capital)	Number of Locked in shares		Number of Shares pledged or otherwise encumbered		Number of equity shares held in dematerial ised form
								No of Voting Rights			Total as a % of (A+B+C)			No. (a)	As a % of total Shares held(b)	No. (a)	As a % of total Shares held(b)	
								Class eg: X	Class eg: y	Total								
(I)	(II)	(III)	(IV)	(V)	(VI)	(VII) =	(VIII) As a	(IX)				(X)	(XI)=	(XII)		(XIII)		(XIV)
(A)	Promoter & Promoter Group	6	273763040	0	0	273763040	64.0456	273763040	0	273763040	64.0456	0	64.0456	0	0.0000	0	0.0000	273763040
(B)	Public	73837	153687334	0	0	153687334	35.9544	153687334	0	153687334	35.9544	0	35.9544	0	0.0000	NA	NA	152844280
(C)	Non Promoter - Non Public				0				0			0			0.0000	NA	NA	
(C1)	Shares Underlying DRs	0	0	0	0	0	0.0000	0	0	0	0.0000	0	0.0000	0	0.0000	NA	NA	0
(C2)	Shares Held By Employee Trust	0	0	0	0	0	0.0000	0	0	0	0.0000	0	0.0000	0	0.0000	NA	NA	0
	Total	73843	427450374	0	0	427450374	100.0000	427450374	0	427450374	100.0000	0	100.0000	0	0.0000	0	0.0000	426607320

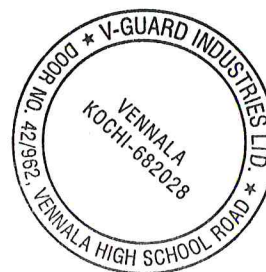



Table II - Statement showing shareholding pattern of the Promoter and Promoter Group

	Category & Name of the shareholders	Nos. of shareholders	No. of fully paid up equity shares held	Partly paid-up equity shares held	No. of shares underlying Depository Receipts	Total nos. shares held	Shareholding % calculated as per SCRR, 1957 As a % of (A+B+C2)	Number of Voting Rights held in each class of securities				No. of Shares Underlying Outstanding convertible securities (including Warrants)	Shareholding, as a % assuming full conversion of convertible securities (as a percentage of diluted share capital)	Number of Locked in shares		Number of Shares pledged or otherwise encumbered		Number of equity shares held in dematerialised form
								No of Voting Rights			Total as a % of (A+B+C)			No. (a)	As a % of total Shares held(b)	No. (a)	As a % of total Shares held(b)	
								Class eg: X	Class eg: Y	Total								
	(I)	(III)	(IV)	(V)	(VI)	(VII) =	(VIII) As a	(IX)				(X)	(XI)=	(XII)		(XIII)		(XIV)
1	Indian																	
(a)	Individuals / Hindu Undivided Family	4	234429790	0	0	234429790	54.8437	234429790	0	234429790	54.8437	0	54.8437	0	0.0000	0	0.0000	234429790
	Chittilappily Thomas Kochouseph	1	78778252	0	0	78778252	18.4298	78778252	0	78778252	18.4298	0	18.4298	0	0.0000	0	0.0000	78778252
	Mithun Kochouseph Chittilappilly	1	72116452	0	0	72116452	16.8713	72116452	0	72116452	16.8713	0	16.8713	0	0.0000	0	0.0000	72116452
	Sheela Grace Kochouseph	1	46484578	0	0	46484578	10.8748	46484578	0	46484578	10.8748	0	10.8748	0	0.0000	0	0.0000	46484578
	Arun K Chittilappilly	1	37050508	0	0	37050508	8.6678	37050508	0	37050508	8.6678	0	8.6678	0	0.0000	0	0.0000	37050508
(b)	Central Government / State Government(s)	0	0	0	0	0	0.0000	0	0	0	0.0000	0	0.0000	0	0.0000	0	0.0000	0
(c)	Financial Institutions / Banks	0	0	0	0	0	0.0000	0	0	0	0.0000	0	0.0000	0	0.0000	0	0.0000	0
(d)	Any Other (Specify)	2	39333250	0	0	39333250	9.2018	39333250	0	39333250	9.2018	0	9.2018	0	0.0000	0	0.0000	39333250
	Promoter Trust	2	39333250	0	0	39333250	9.2018	39333250	0	39333250	9.2018	0	9.2018	0	0.0000	0	0.0000	39333250
	Kochouseph Thomas Chittilappilly .	1	20808000	0	0	20808000	4.8679	20808000	0	20808000	4.8679	0	4.8679	0	0.0000	0	0.0000	20808000
	Kochouseph Chittilappilly	1	18525250	0	0	18525250	4.3339	18525250	0	18525250	4.3339	0	4.3339	0	0.0000	0	0.0000	18525250
	Sub Total (A)(1)	6	273763040	0	0	273763040	64.0456	273763040	0	273763040	64.0456	0	64.0456	0	0.0000	0	0.0000	273763040
2	Foreign																	
(a)	Individuals (Non-Resident Individuals / Foreign Individuals)	0	0	0	0	0	0.0000	0	0	0	0.0000	0	0.0000	0	0.0000	0	0.0000	0
(b)	Government	0	0	0	0	0	0.0000	0	0	0	0.0000	0	0.0000	0	0.0000	0	0.0000	0
(c)	Institutions	0	0	0	0	0	0.0000	0	0	0	0.0000	0	0.0000	0	0.0000	0	0.0000	0
(d)	Foreign Portfolio Investor	0	0	0	0	0	0.0000	0	0	0	0.0000	0	0.0000	0	0.0000	0	0.0000	0
(e)	Any Other (Specify)	0	0	0	0	0	0.0000	0	0	0	0.0000	0	0.0000	0	0.0000	0	0.0000	0
	Sub Total (A)(2)	0	0	0	0	0	0.0000	0	0	0	0.0000	0	0.0000	0	0.0000	0	0.0000	0
	Total Shareholding Of Promoter And Promoter Group (A)= (A)(1)+(A)(2)	6	273763040	0	0	273763040	64.0456	273763040	0	273763040	64.0456	0	64.0456	0	0.0000	0	0.0000	273763040

Table III - Statement showing shareholding pattern of the Public shareholder

	Category & Name of the shareholders	Nos. of shareholders	No. of fully paid up equity shares held	Partly paid-up equity shares held	No. of shares underlying Depository Receipts	Total nos. shares held	Shareholding % calculated as per SCRR, 1957 As a % of (A+B+C2)	Number of Voting Rights held in each class of securities				No. of Shares Underlying Outstanding convertible securities (including Warrants)	Shareholding, as a % assuming full conversion of convertible securities (as a percentage of diluted share capital)	Number of Locked in shares		Number of Shares pledged or otherwise encumbered		Number of equity shares held in dematerialised form
								No of Voting Rights			Total as a % of (A+B+C)			No. (a)	As a % of total Shares held(b)	No. (a)	As a % of total Shares held(b)	
								Class eg: X	Class eg: Y	Total								
	(I)	(III)	(IV)	(V)	(VI)	(VII) =	(VIII) As a	(IX)				(X)	(XI)=	(XII)		(XIII)		(XIV)
1	Institutions																	
(a)	Mutual Fund	12	49284325	0	0	49284325	11.5298	49284325	0	49284325	11.5298	0	11.5298	0	0.0000	NA	NA	49284325
	Axis Mutual Fund Trustee Limited A/C Axis Mutual Fund A/C Axis Long Term Equity Fund	1	18141273	0	0	18141273	4.2441	18141273	0	18141273	4.2441	0	4.2441	0	0.0000	NA	NA	18141273
	Dsp Midcap Fund	1	13385398	0	0	13385398	3.1315	13385398	0	13385398	3.1315	0	3.1315	0	0.0000	NA	NA	13385398
	Sundaram Mutual Fund A/C Sundaram Mid Cap Fund	1	8349260	0	0	8349260	1.9533	8349260	0	8349260	1.9533	0	1.9533	0	0.0000	NA	NA	8349260
	Aditya Birla Sun Life Trustee Private Limited A/C Aditya Birla Sun Life Equity Advantage Fund	1	5515602	0	0	5515602	1.2903	5515602	0	5515602	1.2903	0	1.2903	0	0.0000	NA	NA	5515602
(b)	Venture Capital Funds	0	0	0	0	0	0.0000	0	0	0	0.0000	0	0.0000	0	0.0000	NA	NA	0
(c)	Alternate Investment Funds	3	1323271	0	0	1323271	0.3096	1323271	0	1323271	0.3096	0	0.3096	0	0.0000	NA	NA	1323271
(d)	Foreign Venture Capital Investors	0	0	0	0	0	0.0000	0	0	0	0.0000	0	0.0000	0	0.0000	NA	NA	0
(e)	Foreign Portfolio Investor	94	55219363	0	0	55219363	12.9183	55219363	0	55219363	12.9183	0	12.9183	0	0.0000	NA	NA	55219363
	Nalanda India Equity Fund Limited	1	18262790	0	0	18262790	4.2725	18262790	0	18262790	4.2725	0	4.2725	0	0.0000	NA	NA	18262790
	Nalanda India Fund Limited	1	8349796	0	0	8349796	1.9534	8349796	0	8349796	1.9534	0	1.9534	0	0.0000	NA	NA	8349796
	India Midcap (Mauritius) Ltd.	1	5230000	0	0	5230000	1.2235	5230000	0	5230000	1.2235	0	1.2235	0	0.0000	NA	NA	5230000
(f)	Financial Institutions / Banks	3	76326	0	0	76326	0.0179	76326	0	76326	0.0179	0	0.0179	0	0.0000	NA	NA	76326
(g)	Insurance Companies	5	2542885	0	0	2542885	0.5949	2542885	0	2542885	0.5949	0	0.5949	0	0.0000	NA	NA	2542885
(h)	Provident Funds/ Pension Funds	0	0	0	0	0	0.0000	0	0	0	0.0000	0	0.0000	0	0.0000	NA	NA	0
(i)	Any Other (Specify)	0	0	0	0	0	0.0000	0	0	0	0.0000	0	0.0000	0	0.0000	NA	NA	0
	Sub Total (B)(1)	117	108446170	0	0	108446170	25.3705	108446170	0	108446170	25.3705	0	25.3705	0	0.0000	NA	NA	108446170
2	Central Government/ State Government(s)/ President of India																	
	Sub Total (B)(2)	0	0	0	0	0	0.0000	0	0	0	0.0000	0	0.0000	0	0.0000	NA	NA	0
3	Non-Institutions																	
(a)	Individuals		0	0														
	i. Individual shareholders holding nominal share capital up to Rs. 2 lakhs.	69123	33355936	0	0	33355936	7.8035	33355936	0	33355936	7.8035	0	7.8035	0	0.0000	NA	NA	32525482
	ii. Individual shareholders holding nominal share capital in excess of Rs. 2 lakhs	8	6792294	0	0	6792294	1.5890	6792294	0	6792294	1.5890	0	1.5890	0	0.0000	NA	NA	6792294
(b)	NBFCs registered with RBI	1	1175	0	0	1175	0.0003	1175	0	1175	0.0003	0	0.0003	0	0.0000	NA	NA	1175
	Trust Employees	0	0	0	0	0	0.0000	0	0	0	0.0000	0	0.0000	0	0.0000	NA	NA	0
	Overseas Depositories(holding DRs) (balancing figure)	0	0	0	0	0	0.0000	0	0	0	0.0000	0	0.0000	0	0.0000	NA	NA	0



(e)	Any Other (Specify)	4588	5091759	0	0	5091759	1.1912	5091759	0	5091759	1.1912	0	1.1912	0	0.0000	NA	NA	5079159
	IEPF	1	101063	0	0	101063	0.0236	101063	0	101063	0.0236	0	0.0236	0	0.0000	NA	NA	101063
	Hindu Undivided Family	615	384595	0	0	384595	0.0900	384595	0	384595	0.0900	0	0.0900	0	0.0000	NA	NA	384595
	Non Resident Indians (Non Repat)	842	527552	0	0	527552	0.1234	527552	0	527552	0.1234	0	0.1234	0	0.0000	NA	NA	527552
	Non Resident Indians (Repat)	2738	2676359	0	0	2676359	0.6261	2676359	0	2676359	0.6261	0	0.6261	0	0.0000	NA	NA	2676359
	Foreign Portfolio Investor (Individual)	1	2646	0	0	2646	0.0006	2646	0	2646	0.0006	0	0.0006	0	0.0000	NA	NA	2646
	Clearing Member	141	333551	0	0	333551	0.0780	333551	0	333551	0.0780	0	0.0780	0	0.0000	NA	NA	333551
	Bodies Corporate	250	1065993	0	0	1065993	0.2494	1065993	0	1065993	0.2494	0	0.2494	0	0.0000	NA	NA	1053393
	Sub Total (B)(3)	73720	45241164	0	0	45241164	10.5840	45241164	0	45241164	10.5840	0	10.5840	0	0.0000	NA	NA	44398110
	Total Public Shareholding (B)= (B)(1)+(B)(2)+(B)(3)	73837	153687334	0	0	153687334	35.9544	153687334	0	153687334	35.9544	0	35.9544	0	0.0000	NA	NA	152844280




Table IV - Statement showing shareholding pattern of the Non Promoter- Non Public shareholder

	Category & Name of the shareholders	Nos. of shareholders	No. of fully paid up equity shares held	Partly paid-up equity shares held	No. of shares underlying Depository Receipts	Total nos. shares held	Shareholding % calculated as per SCRR, 1957 As a % of (A+B+C2)	Number of Voting Rights held in each class of securities				No. of Shares Underlying Outstanding convertible securities (including Warrants)	Shareholding , as a % assuming full conversion of convertible securities (as a percentage of diluted share capital)	Number of Locked in shares		Number of Shares pledged or otherwise encumbered		Number of equity shares held in dematerialised form
								No of Voting Rights			Total as a % of (A+B+C)			No. (a)	As a % of total Shares held(b)	No. (a)	As a % of total Shares held(b)	
								Class eg: X	Class eg: y	Total								
	(I)	(III)	(IV)	(V)	(VI)	(VII) =	(VIII) As a	(IX)				(X)	(XI)=	(XII)		(XIII)		(XIV)
1	Custodian/DR Holder	0	0	0	0	0	0.0000	0	0	0	0.0000	0	0.0000	0	0.0000	NA	NA	0
2	Employee Benefit Trust (under SEBI (Share based Employee Benefit) Regulations, 2014)	0	0	0	0	0	0.0000	0	0	0	0.0000	0	0.0000	0	0.0000	NA	NA	0
	Total Non-Promoter- Non Public Shareholding (C)= (C)(1)+(C)(2)	0	0	0	0	0	0.0000	0	0	0	0.0000	0	0.0000	0	0.0000	NA	NA	0

